



Outdoor Living

THE NATURAL CHOICE

- OUTDOOR ENTERTAINING
- STRUCTURES & SHELTERS
- GARDEN FURNITURE
- GROW YOUR OWN & PLANTERS
- FENCING, TRELIS & LANDSCAPING



www.zestoutdoorliving.co.uk



Our products are born in, and from, nature.

From seed to harvest, and beyond, the wood we work with is nurtured and cared for.

We're here to help you understand our natural products, how wood behaves once harvested, how resilient it can be and how we can help it to endure beyond the generations it saw as it grew in the ground.

Care and knowledge at our core.

Family-owned since 1985, we carefully select production partners who share our expertise, heritage, and respect for wood. They plant seeds, harvest sustainably, and handcraft each piece - sharing our responsibility to care for nature. The result: high-quality wood, beautifully treated, ready for your home.

Designed with You in mind.

Our in-house design team creates imaginative pieces inspired by how you enjoy your outdoor spaces. From joyful family meals at the outdoor kitchen to quiet moments on a sunlit bench - these moments are the seeds for our designs.

We don't cost the earth.

We care about the planet. We build sustainably and affordably because both matter: to us, to you, and to the world around us.



Home Delivery
As part of our service to our retailers, we provide inclusive home delivery to mainland UK for products highlighted with the 🚚 icon.

Sizes, Measurements & Continuous Improvement
All sizes and measurements quoted are approximate and measured to maximum exterior dimensions including roof overhang unless otherwise stated. Product designs and specifications can vary as products evolve as part of Zest's continuous improvement commitment.

Outdoor Living – The Natural Choice

Contents

Award Winning Style	3
Our Environmental Commitment	4
British Innovation & Design	5
Outdoor Entertaining	6
Structures & Shelters	10
Garden Furniture	14
Grow Your Own & Planters	20
Fencing & Landscaping	24



Enjoying our outdoor spaces is ever more important for well-being and happiness. Our gardens are sanctuaries, places to play and entertain our friends and families. Places to relax and be at one with nature. Places to grow. Places where natural, sustainable materials like wood reconnect us with what is important and valuable.

At Zest Outdoor Living, we understand that gardens, patios, and balconies are special places, and we handcraft our garden furniture, garden structures, outdoor entertaining and grow your own products to fulfil that potential and add joy to life in the outdoors.

PROUD TO BE
ACCREDITED



INVESTORS
IN PEOPLE

Association Memberships



Award-Winning Style & Craftsmanship

Our Zest range includes award-winners of every kind, from grow your own products to garden furniture. Our stunning Terraza Outdoor Kitchen Island Set & Ludlow Corner Pergola won best new products accolades at the Solex Exhibition 2025.



Our Award-Winning Environmental Commitment

Sustainability is fundamental to Zest's brand, and the company is committed to meeting the highest environmental standards. Zest, as part of the P&A Group, recently won the prestigious West Cheshire and North Wales Chamber of Commerce Excellence in Sustainability Award for its leadership in sustainable practices, including the use of UK timber waste in its biomass boilers.

Zest holds Forest Stewardship Council® (FSC®) certification (FSC® - C114990). Look out for FSC®-certified products across the range. The company also holds Programme for the Endorsement of Forest Certification (PEFC) accreditation (PEFC/16-37-1490). Both certifications guarantee that all timber is sourced sustainably and is fully traceable from forest to finished product.

The Natural Beauty of Wood

Timber is a natural material, so every piece is unique with its own distinctive features and characteristics. Natural splits and cracks are part of the maturing process and do not compromise durability. Knots embedded in the wood tell the story of the tree.

Timber products need a little time to settle into a new environment. Changes in temperature and humidity naturally cause expansion and contraction of the wood, and you may initially notice variations in colour and shading but these will even out in sunlight.

Splits, cracks and knots are natural characteristics of wood.



Replanting

Together with supply partners in Eastern Europe, Zest is dedicated to re-planting schemes and nurturing woodland habitat. It is collaborating on a 10,000-acre replanting scheme in Poland and works with the North Wales Wildlife Trust.



Pressure Treated

Most Zest products are pressure treated to maximise their life and guarantee against rot for ten years. Pressure treatment can cause a green-spotting effect on new timber, but this will gradually fade and is in no way detrimental.

Important information regarding further treatment

Pressure Treated products should not have any further treatment applied for the first six months. For more information visit Zest website for timber care information: www.zestoutdoorliving.co.uk/timbercare

Premium Water Based Stain

Selected Zest products are treated with a premium water based stain for a rich darker finish.

Product Key

Our timber products are pressure treated or stained for lasting protection. Pressure treated items come with a 10-year guarantee against rot, for peace of mind. Most pieces arrive flat-packed with easy-to-follow assembly instructions, while selected lines come ready-built. The key below will indicate if a product is pressure treated.

PT

Pressure Treated
Made with quality Pressure Treated timber

10 YEAR

Guaranteed
Backed by a 10 Year Guarantee Against Rot



Water Based Stained Product
Timber has been Stained and not Pressure Treated



Home Delivery
Products are available for delivery to a home address



Flat Packed
Products are supplied flat packed with assembly instructions



EASY BUILD
Products are supplied flat packed & designed for easy assembly



Ready Built
Products with this symbol have been Ready Built - no assembly required




Animated Assembly
Products with this symbol have an assembly video online



Made in Britain
Products with this symbol have been Manufactured in Britain



Designed in Britain
Products with this symbol have been Designed in Britain



British Innovation & Design

The Zest Design.shed is our centre for productivity and innovation focussing on the latest trends. It includes a design studio for concept development, prototyping and research, the latest CAD design technology, a photography studio and a marketing suite.



Fresh Ideas - New products from Zest

Whether you're relaxing in your garden, entertaining family and friends, or growing flowers and vegetables, Zest has everything you need to make your outdoor space flourish.



Easy to follow product assembly instructions & animated assembly videos

All products in our range come with easy to follow assembly instructions. Certain products have animated assembly videos. Visit www.youtube.com/c/zestoutdoorliving/videos



Outdoor Entertaining

Outdoor Kitchen
Garden Bars
Pizza & BBQ Tables

Terraza Outdoor Kitchen

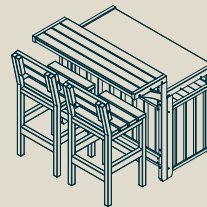
Both stylish and functional, this new outdoor kitchen collection provides innovative, modular and award winning solutions for entertaining family and friends in the garden, effortlessly transforming any outdoor space.



Terraza Outdoor Kitchen Island Set

Size: W1.21m x D1.32m x H1.07m
SOLEX Award Winner

- Raised Bar to serve food & drinks
- The Bar includes a footrest for comfort and support
- Matching comfortable high chairs
- A brushed stainless steel top for outdoor cooking
- A durable and sturdy frame
- One piece back panel, for simplified assembly



A stylish solution for outdoor entertaining

- A brushed stainless steel top ideal for outdoor cooking
- A durable and sturdy frame
- Pre-hung doors & one piece back panel, for simplified assembly
- Reversible door and removable shelf in the Single Unit
- Adjustable shelf for optimum storage in the Double Unit
- Low Table & Low Corner Unit suitable for a BBQ Egg
- Corner Unit suitable for a Pizza Oven
- Raised Bar to serve food & drinks
- The Bar includes a Footrest for comfort and support


Modular design to fit any garden space

The modular style of the Terraza range is ideal for creating the perfect outdoor kitchen based on the size of a garden. Units fit together with ease to create a perfect alfresco space.



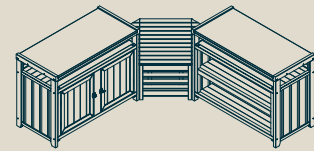
Terraza Outdoor Kitchen Bar Set

Size: W1.21m x D0.76m x H1.07m





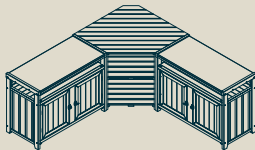
Sits perfectly under the Knutsford Pavilion 3m, see page 12



Terraza Outdoor Kitchen Corner Set

Size: W2.15m x D2.15m x H0.89m

- Low Corner Unit suitable for a BBQ Egg
- Adjustable shelf for optimum storage in the Double Unit
- Pre-hung doors & one piece back panel, for simplified assembly
- A durable and sturdy frame
- A brushed stainless steel top ideal for outdoor cooking



Terraza Outdoor Kitchen Set

Size: W2.21m x D2.21m x H0.89m

GIMA Award Winner
SOLEX Award Winner

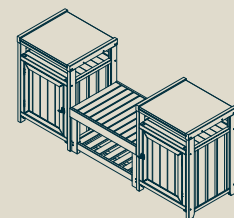
- Corner Unit suitable for a Pizza Oven
- Adjustable shelf for optimum storage in the Double Unit
- Pre-hung doors & one piece back panel, for simplified assembly
- A durable and sturdy frame
- A brushed stainless steel top ideal for outdoor cooking



Sits perfectly under the Knutsford Pavilion 3m, see page 12



Sits perfectly under the Truro Garden Shelter, see page 12



Terraza Outdoor Kitchen Compact Set

Size: W2.06m x D0.60m x H0.89m

- Low Table suitable for a BBQ Egg
- Reversible door and removable shelf in the Single Unit
- Pre-hung doors & one piece back panel, for simplified assembly
- A durable and sturdy frame
- A brushed stainless steel top ideal for outdoor cooking





Terraza Outdoor Kitchen Single Unit
 Size: W0.63m x D0.60m x H0.89m



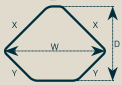
Terraza Outdoor Kitchen Double Unit
 Size: W1.21m x D0.57m x H0.89m



Terraza Outdoor Kitchen Open Unit
 Size: W1.21m x D0.57m x H0.89m



Terraza Outdoor Kitchen Corner Unit
 Size: W1.42m x D1.02m x H0.89m
 X=1.00m Y=0.57m



Terraza Outdoor Kitchen Low Corner Unit
 Size: W1.32m x D0.80m x H0.53m



Terraza Outdoor Kitchen Low Table
 Size: W0.80m x D0.57m x H0.45m



Terraza Outdoor Kitchen Side Table
 Size: W0.58m x D0.58m x H0.89m



Terraza Outdoor Kitchen Bar
 Size: W1.21m x D0.39m x H1.06m
 (Must be anchored to a wall)



Terraza Outdoor Kitchen High Chair
 Size: W0.47m x D0.52m x H1.07m



Terraza Outdoor Kitchen Serving Extension
 Size: W1.21m x D0.39m x H0.31m
 Table Height 0.89m (when attached to unit)



Garden Bars Pizza & BBQ Tables

The perfect partners for any garden setup. Built from sustainably sourced wood, the beautifully crafted bars & tables combine style with practical design. Its natural timber finish blends effortlessly with any outdoor space, creating a warm, inviting focal point for alfresco dining and entertaining.



Garden Bar & 2 Stool Set

Size: W1.54m x D0.66m x H2.05m

GLEE Award Winner
SOLEX Award Winner
GIMA Award Winner

Cover Available



Garden Pizza Oven Table

Size: W0.73m x D0.83m x H0.89m

Cover Available



Folding Garden Bar

Size: W1.09m x D0.48m x H0.99m



BBQ Side Table

Size: W0.88m x D0.51m x H0.84m



Structures & Shelters

- Arbours
- Pergolas
- BBQ Shelters
- Gazebos
- Arches



Arbours

Our garden arbour collection includes elegant wooden designs with unique features and comfortable seating. Available in a choice of styles with slanted roofs which subtly add privacy and shade. The range includes those with a compact under seat storage box and many are pressure treated and guaranteed against rot for 10 years. Gazebos, pavilions and arbour roofs are not designed to be waterproof.



Dorset Arbour with Storage Box
Size: W1.56m x D0.66m x H2.00m



Seat Pad & Cover Available



Jersey Arbour
Size: W2.04m x D1.20m x H2.09m



Seat Pad Available



Burghley Arbour
Size: W2.10m x D1.20m x H2.10m
GIMA Award Finalist
GLEE Award Winner



Seat Pad Available



Tenby Arbour
Size: W2.10m x D0.90m x H2.10m



Seat Pad Available



Cheltenham Arbour with Storage Box
Size: W1.44m x D0.70m x H2.23m
GIMA Award Winner



Seat Pad & Cover Available



Brighton Corner Arbour
 Size: W2.20m x D2.20m x H2.49m
 GIMA Award Finalist



Stirling Arbour
 Size: W2.16m x D1.45m x H2.10m
 GIMA Award Finalist



Noah's Arbour
 Size: W2.20m x D1.82m x H2.27m
 GIMA Award Finalist



Newbury Pergola
 Size: W2.41m x D2.41m x H2.34m



Katie Round Picnic Table not included. For illustration purposes only. See page 18 for Katie Round Picnic Table



Ascot Pergola
 Size: W2.41m x D2.41m x H2.35m



Rebecca Dining Set not included. For illustration purposes only. See page 18 for Rebecca Dining Set



Ludlow Corner Pergola with Back Panels
 Size: W3.39m x D1.73m x H2.35m
 SOLEX Award Winner



Emily Benches & Side Table not included. For illustration purposes only. See page 17 for the Emily Range



Ludlow Corner Pergola
 Size: W3.39m x D1.73m x H2.35m



BBQ Shelters & Gazebos

Our stunning collection of garden structures and shelters can effortlessly transform any outdoor space. For the perfect location to relax with family & friends, our range of wooden gazebos are not only great style statements, but are also perfect places to relax, or to be the focal point of a summer garden party.

Truro Garden Shelter
Size: W2.40m x D1.84m x H2.32m

Perfectly covers the Terraza Outdoor Kitchen Compact Set, see page 7



Ashton BBQ Shelter
Size: W2.15m x D1.28m x H2.25m



Broxton BBQ Shelter
Size: W2.25m x D2.25m x H2.69m



Knutsford 2.4m & 3m Pavilion
Size: W2.80m x D2.80m x H2.30m
W3.32m x D3.32m x H2.53m



The Clifton Gazebo
Size: W2.64m x D2.64m x H2.49m



The Moreton Gazebo
Size: W2.64m x D2.64m x H2.49m



The Tatton Gazebo
Size: W2.64m x D2.64m x H2.49m





Twilight Arch

Size: W2.10m x D0.72m x H2.15m



Starlight Arch

Size: W1.35m x D0.72m x H2.20m



Venus Arch

Size: W1.80m x D1.06m x H2.13m



Arches

If you're looking to make a feature in your garden, an arch can really help to create a focal point. Choose from a variety of arches, including those with adjustable widths, giving total flexibility.

Sunset Arch

Size: W1.60m x D0.55m x H2.10m



Horizon Arch

Size: W1.80m x D1.30m x H2.25m



Daria Arch

Size: W1.80m x D0.90m x H2.43m



Garden Furniture

Furniture Ranges
Dining Sets
Picnic Tables
Seating



Lily Relax Range

Enjoy your free time in the garden with the Lily Relax wooden furniture range. Designed for maximum comfort, it has an angled back and wider arm rest support and comes with a charming foot stool as an optional extra. Choose from the Double Seat incorporating a handy table for refreshments or a single seat or rocking chair.



Lily Relax Side Table
Size: W0.47m x D0.47m x H0.54m



Lily Relax Seat
Size: W0.72m x D0.91m x H0.94m



Lily Relax Double Seat
Size: W1.72m x D0.91m x H0.94m

Lily Relax Foot Stool sold separately



Lily Relax Foot Stool
Size: W0.51m x D0.58m x H0.35m



Lily Relax Rocking Chair
Size: W0.72m x D1.15m x H1.00m



Freya Range

The Freya seats present a new design aesthetic and incorporate alternate width wooden slats cleverly spaced to make a very comfortable ergonomic seating shape. The extended high back improves comfort and support but also gives a sense of drama and presence to the outdoor dining experience. All details of the product have been considered, particularly the width and length of the arm rests, which provide maximum arm support as well as allowing space to rest a glass.



Freya Round Dining Set

Size: Set: W2.50m Diameter x H1.07m
 Table: W1.00m Diameter x H0.75m
 Table Available Separately



Freya 4 Seater Dining Set

Size: Set: W1.50m x D2.40m x H1.07m
 Table: W1.50m x D0.76m x H0.74m
 Table Available Separately



Freya 6 Seater Dining Set

Size: Set: W3.10m x D2.40m x H1.07m
 Table: W1.50m x D0.76m x H0.74m
 Table Available Separately



Freya Companion Seat

Size: W1.61m x D0.87m x H1.07m



Freya Bench

2 Seater: W1.19m x D0.76m x H1.07m
 3 Seater: W1.68m x D0.76m x H1.07m



Freya Chair

Size: W0.68m x D0.76m x H1.07m



Charlotte Range

The Charlotte range is comfortable and easy to build, combining style and convenience with just a few elements to assemble. It is well-proportioned and ergonomically designed for comfort whilst providing spacious table tops for entertaining and al fresco dining. With a selection of tables, benches, a chair and a companion seat, the Charlotte range offer combinations perfect for any garden size.

The Charlotte dining and seating range transforms any outdoor living space, designed to make the garden an ultimate area for relaxation and social gatherings with family and friends



Charlotte Bench

2 Seater: W1.38m x D0.77m x H0.99m
3 Seater: W1.68m x D0.77m x H0.99m



Charlotte Chair & Companion Seat

Chair: W0.68m x D0.77m x H0.99m
Companion Seat: W1.59m x D0.89m x H0.99m



Charlotte 2 Bench Dining Set

Size: Set: W1.50m x D2.50m x H0.99m
Table: W1.50m x D0.76m x H0.74m
Table Available Separately



Charlotte Round Dining Set

Size: Set: W2.50m Diameter x H0.99m
Table: W1.00m Diameter x H0.75m
Table Available Separately



Charlotte 4 Seater Dining Set

Size: Set: W1.50m x D2.50m x H0.99m
Table: W1.50m x D0.76m x H0.74m
Table Available Separately



Charlotte 6 Seater Dining Set

Size: Set: W3.10m x D2.50m x H0.99m
Table: W1.50m x D0.76m x H0.74m
Table Available Separately



Emily Range

The classically-styled Emily furniture range includes a sturdy yet elegant wooden table and two-bench dining set, a choice of two beautiful benches, and the ever popular Love Seat. Designed and handcrafted for comfort and style, with contoured arms and a solid dining table, it's ideal for entertaining family and friends and is built to stand the test of time.



Emily Love Seat
Size: W2.00m x D0.83m x H0.93m



Emily Bench
2 Seater W1.23m x D0.67m x H0.93m
3 Seater W1.53m x D0.67m x H0.93m



Seat Pads
& Cover
Available



Emily Chair
Size: W0.64m x D0.67m x H0.93m



Emily Table
Size: W1.60m x D0.77m x H0.76m



Emily Side Table
Size: W0.60m x D0.60m x H0.60m



Emily Table & 2 Bench Set
Size: W1.60m x D2.06m x H0.93m
Table Available Separately





Dining Sets & Picnic Tables

From breakfast, lunch, to afternoon tea, you can enjoy dining outdoors with a real connection to nature year after year with these elegant wooden garden dining sets. Enjoy time with family and friends around your practical picnic table seating either four, six or eight people. Suitable for all areas, including patios and smaller spaces, the wooden picnic table is a must for your garden, school, or even a community space.

Harriet Dining Set

Size: Set: W1.60m x D2.00m x H0.88m
 Table: W1.60m x D0.89m x H0.75m
 Bench: W1.60m x D0.62m x H0.87m
 GIMA Award Finalist



Philippa Dining Set

Size: Set: W3.20m x D2.17m x H0.82m
 Table: W1.60m x D0.76m x H0.76m
 Bench: W1.70m x D0.46m x H0.81m
 Chair: W0.76m x D0.46m x H0.81m



Rebecca Dining Set

Size: Table: W1.80m D0.72 x H0.76m
 Bench: W1.80m D0.24 x H0.45m



Katie Round Picnic Table

Size: W1.48m Diameter x H0.74m



Rose Round Picnic Table

Size: W2.27m Diameter x H0.76m



Katrina Picnic Table

Size: W1.59m x D1.50m x H0.76m



Seating

Stylish, comfortable garden seating handcrafted from durable, slow-grown softwood designed to enhance the outdoor living experience and to blend beautifully with nature

The Miami 2 Seater Swing, handcrafted from sustainable wood with side shelves for drinks, offers the ultimate relaxation experience.



Lara 3 Seater Bench
Size: W1.57m x D0.64m x H0.93m



Seat Pads & Cover Available

Cherry Blossom Bench
2 Seater: W1.45m x D0.67m x H0.93m
3 Seater: W1.75m x D0.67m x H0.93m
GIMA Award Finalist



Seat Pads Available



Miami 2 Seater Swing
Size: W1.89m x D1.36m x H1.80m



Seat Pads & Cover Available



Caroline Companion Seat
Size: W1.90m x D0.82m x H0.97m



Jasmine Folding Chair
Size: W0.74m x D0.85m x H0.88m



Folds away for easy storage.

Grow Your Own & Planting

Planters & Beds
Outdoor Storage
Aquatic Planters



Grow Your Own

Grow your own fruit and vegetables the easy way with our help. Our selection of wooden planters, herb stands and cold frames are perfect for beginners and experts alike.

The range includes veg beds, deep root planters, tiered herb stands, cold frames and a greenhouse.



Stepped Herb Planter

Size: W0.83m x D0.96m x H0.85m
GIMA Award Finalist

12L
Compost
3x



Vertical Herb Stand

Size: W0.96m x D0.50m x H1.19m
Great British Growing Award Winner

5L
Compost
3x



Veg Bed 1m & 2m

Size: W1.00m x D0.77m x H0.85m
W2.00m x D0.77m x H0.85m

207L
Compost
1m

415L
Compost
2m



Deep Root Planter 1m & 1.8m

Size: W1.00m D0.73 x H0.80m
W1.80m x D0.73m x H0.80m

189L
Compost
1m

354L
Compost
1.8m



Potting Bench

Size: W0.89m x D0.48m x H0.93m





4 Tier Raised Bed

Size: W0.96m x D0.96m x H0.83m

Base
Optional
Extra

381L
Compost



Raised Bed 1m & 1.8m

Size: W1.00m x D1.04m x H0.25m
W1.80m x D1.04m x H0.25m

243L
Compost

442L
Compost

1m

1.8m



Sleeper Raised Bed - Square

Size: W0.96m x D0.96m x H0.43m

Base
Optional
Extra

305L
Compost



Sleeper Raised Bed

Size: W1.86m x D0.96m x H0.33m
W1.86m x D0.96m x H0.43m
W1.86m x D0.51m x H0.43m

482L
Compost

628L
Compost

292L
Compost

0.96m x 0.33m

0.96m x 0.43m

0.51m x 0.43m



Large Cold Frame

Size: W1.68m x D0.49 x H0.38m



Sleeper Cold Frame

Size: W1.70m x D0.60 x H0.44m



Compact Botanical Greenhouse

Size: W0.85m x D0.40m x H1.23m

Adjustable opening
roof panel &
removable shelving





Composter

Size: W1.00m x D1.00m x H0.52m

413L
Compost



Eco Hive Composter

Size: W0.75m x D0.82m x H1.05m

406L
Compost

Fully removable roof & easy front access



Planters

Planters transform the garden with minimal effort. With a wide range to choose from, Zest offers ready built and self assembly planters in a variety of styles and sizes. The stylish planter sets are perfect for creating beautiful outdoor displays.



Holywell Planter Set

Size: Large: W0.60m x D0.60m x H0.65m
Medium: W0.47m x D0.47m x H0.52m
Small: W0.33m x D0.33m x H0.38m

148L Compost (Large)
63L Compost (Medium)
22L Compost (Small)



Gresford Planter Set

Size: Large: W0.80m x D0.50m x H0.41m
Medium: W0.69m x D0.39m x H0.32m
Small: W0.57m x D0.27m x H0.28m

101L Compost (Large)
49L Compost (Medium)
22L Compost (Small)



Marford Hexagonal Planter Set

Size: Large: W0.61m x D0.52m x H0.33m
Medium: W0.51m x D0.45m x H0.28m
Small: W0.43m x D0.37m x H0.23m

50L Compost (Large)
28L Compost (Medium)
15L Compost (Small)



York Planter

Size: W1.80m D0.40m x H1.68m

209L
Compost



Cambridge Planter

Size: W0.80m D0.40m x H1.50m

77L
Compost



Chelsea Square Planter

Size: W0.60m D0.60m x H0.37m

65L
Compost



Outdoor Storage

Offering the perfect space saving solution in outdoor storage, log stores are designed to keep logs ready for the colder months.

Parcel delivery solutions include the Keep Safe Parcel Store which has an added security feature making parcels irretrievable until collected via the side door.



Log Store
Size: W1.20m x D0.58m x H1.52m



Log Chest
Size: W1.79m x D0.81m x H0.87m



Parcel Store with Planter
Size: W0.50m x D0.56m x H0.70m

Weather resistant parcel storage

6.5L Compost



Keep Safe Parcel Store
Size: W0.59m x D0.44m x H0.88m

Weather resistant & increased security parcel storage



Aquatic Planters

Our Aquatic Planters make a fantastic and easy water feature, and come complete with a quality PVC liner to create a stunning garden feature. Choose either a square or rectangle planter.



Aquatic Square Planter
Size: W0.96m x D0.96m x H0.43m

Base Optional Extra

305L Water



Aquatic Rectangular Planter
Size: W1.86m x D0.96m x H0.33m
W1.86m x D0.96m x H0.43m

Base Optional Extra

482L Water 0.33m
628L Water 0.43m



Fencing & Landscaping



Accessories

Fence Panels & Gates

Trellis & Obelisks

Edging Systems

Sleepers & Posts

Made from high-quality, sustainable timber, pressure treated or stained for lasting protection, our British & European fencing comes in a variety of styles and sizes. A quality garden fence not only offers privacy but also makes a standout feature, making your garden feel like home. Our British & European Fencing range comes complete with a choice of matching gates and installation accessories, to make fencing your garden easier than it's ever been.

Fencing Accessories



Fin Grip Spike
L75 x W75 x D600mm
L75 x W75 x D750mm
L100 x W100 x D750mm



Plain Box Spike
L50 x W50 x D450mm



Bolt Grip Spike
L75 x W75 x D600mm
L75 x W75 x D750mm
L100 x W100 x D750mm
L72 x W72 x D600mm
L92 x W92 x D750mm



Bolt Grip Bolt Down
L75 x W75mm
L100 x W100mm
L72 x W72mm
L92 x W92mm



Plain Box Bolt Down
L50 x W50mm



Fin Grip Concrete In
L75 x W75mm
L100 x W100mm




Fin Grip Repair Spur
L75 x W75mm
L100 x W100mm



Post Extender
L75 x W75mm
L100 x W100mm



U Clip
41mm
46mm
52mm



Arris Rail Bracket
220mm



Driving Tool
75mm
High Impact Plastic



Gravel Board Clip
To suit board thickness
up to 25mm



Border Roll Pin
457mm



L Clip
45mm

Unless stated, all of our Fencing and Gate Accessories are made from Galvanised Steel

Fence Panels & Gates



San Remo Omega Panel

With Trellis
 W1.83m x H0.70 / 0.90m
 W1.83m x H0.99 / 1.20m
 W1.83m x H1.30 / 1.50m
 W1.83m x H1.60 / 1.80m



San Remo Bowtop

With Trellis
 W1.83m x 0.70m / H0.90m
 W1.83m x 1.59m / H1.79m



San Remo Bowtop

W1.83m x 0.99m / H1.20m
 W1.83m x 1.29m / H1.50m
 W1.83m x 1.59m / H1.79m



San Remo Flat

With Trellis
 W1.83m x H0.90m
 W1.83m x H1.80m



San Remo Omega Gate

W0.90m x H1.59m / 1.80m

San Remo Bowtop Gate

With Trellis
 W0.90m x 1.59m / H1.80m

San Remo Bowtop Gate

W0.90m x 1.59m / H1.80m

San Remo Flat Gate

Top Trellis
 W0.90m x H1.80m



San Remo Flat Top

W1.83m x H1.80m



Waney Lap

W1.83m x H0.615m
 W1.83m x H0.915m
 W1.83m x H1.220m
 W1.83m x H1.524m
 W1.83m x H1.830m



Hit & Miss Panel

W1.83m x H0.90m
 W1.83m x H1.20m
 W1.83m x H1.50m
 W1.83m x H1.80m



Gate Accessory Kit



Includes Ring Latch, set of T hinges, Brenton bolt fixings. Suitable for garden side gates.

San Remo Flat Top Gate

W0.90m x H1.80m

Waney Lap Gate

W0.91m x H0.915m
 W0.91m x H1.220m
 W0.91m x H1.524m
 W0.91m x H1.830m

Look for our FSC®-certified products.



Vertical Board Fence

W1.83m x H0.615m
 W1.83m x H0.915m
 W1.83m x H1.220m
 W1.83m x H1.524m
 W1.83m x H1.830m



Bowtop Vertical Board Fence

W1.83m x H0.615m
 W1.83m x H0.915m
 W1.83m x H1.220m
 W1.83m x H1.524m
 W1.83m x H1.830m



Rounded Top Picket Pale Fence

W1.83m x H0.30m
 W1.83m x H0.60m
 W1.83m x H0.90m
 W1.83m x H1.20m



Old Picket Fence (Sawn)

W1.83m x H0.60m
 W1.83m x H0.90m
 W1.83m x H1.20m



Vertical Board Gate

W0.91m x H0.915m
 W0.91m x H1.220m
 W0.91m x H1.524m
 W0.91m x H1.830m

Look for our FSC®-certified products.

Bowtop Vertical Board Gate

W0.91m x H0.915m
 W0.91m x H1.220m
 W0.91m x H1.524m
 W0.91m x H1.830m

Look for our FSC®-certified products.

Rounded Top Picket Pale Gate

W0.90m x H0.90m
 W0.90m x H1.20m

Old Picket Gate (Sawn)

W0.91m x H0.90m
 W0.91m x H1.20m

Look for our FSC®-certified products.

Trellis & Obelisk Range




Hillside Omega Trellis Top
Size: W1.83m x H0.28m / 0.48m

PT 10 YEAR



Hillside Convex Trellis Top
Size: W1.83m x H0.28m / 0.425m

PT 10 YEAR




110mm Square Trellis
Size: W1.83m x H0.305m
W1.83m x H0.615m
W1.83m x H0.915m
W1.83m x H1.220m
W1.83m x H1.524m
W1.83m x H1.830m

PT 10 YEAR



Kingston Square Trellis
Size: W1.83m x H0.30m
W1.83m x H0.60m
W1.83m x H0.90m

PT 10 YEAR




County Square Trellis
Size: W1.83m x H0.30m
W1.83m x H0.60m
W1.83m x H0.90m
W1.83m x H1.20m
W1.83m x H1.50m
W1.83m x H1.80m

PT 10 YEAR




Richmond Diamond Trellis
Size: W1.83m x H0.30m
W1.83m x H0.60m
W1.83m x H0.90m

PT 10 YEAR



Hillside Diamond Trellis
Size: W1.83m x H0.30m
W1.83m x H0.60m
W1.83m x H0.90m
W1.83m x H1.20m
W1.83m x H1.50m
W1.83m x H1.80m

PT 10 YEAR



Hillside Bowtop Diamond Trellis
Size: W1.83m x H0.20/0.30m
W1.83m x H0.50/0.60m
W1.83m x H0.80/0.90m
W1.83m x H1.10/1.20m
W1.83m x H1.40/1.50m
W1.83m x H1.70/1.80m

PT 10 YEAR



Privacy Diamond Trellis
Size: W1.83m x H0.30m
W1.83m x H0.60m
W1.83m x H0.90m
W1.83m x H1.20m
W1.83m x H1.50m
W1.83m x H1.80m

PT 10 YEAR



Snowdon Obelisk
Size: W0.60m x D0.60m x H1.98m

PT



Scafell Obelisk
Size: W0.39m x D0.39m x H1.03m

PT



Fan Trellis
Size: W0.43m x H0.91m
W0.53m x H1.22m
W0.53m x H1.52m
W0.63m x H1.83m

PT



Hillside Fan Trellis
Size: W0.60m x H1.84m
W0.80m x H1.84m

PT

Edging Systems & Sleepers



Log Roll

Size: W1.80m x H150mm
W1.80m x H225mm
W1.80m x H300mm
W1.80m x H380mm



Log Panel

Size: W1.00m x H150mm
W1.00m x H225mm
W1.00m x H300mm



Horizontal Log Edging

Size: W1.00m x H210mm



Mini Pickets

Size: W1.15m x H280mm



Sleepers

Size: L0.90m x W0.20m x D0.10m
L1.80m x W0.20m x D0.10m
L2.40m x W0.20m x D0.10m

Look for our FSC®-certified products.



Post Range



Post 47mm

L1.20m x W47mm x D47mm
L1.50m x W47mm x D47mm
L1.80m x W47mm x D47mm
L2.10m x W47mm x D47mm
L2.40m x W47mm x D47mm

Look for our FSC®-certified products.



Post 75mm

L1.20m x W75mm x D75mm
L1.50m x W75mm x D75mm
L1.80m x W75mm x D75mm
L2.10m x W75mm x D75mm
L2.40m x W75mm x D75mm
L2.70m x W75mm x D75mm

Look for our FSC®-certified products.



Post 95mm

L1.80m x W95mm x D95mm
L2.40m x W95mm x D95mm

Look for our FSC®-certified products.



Planed Post

L1.80m x W70mm x D70mm
L2.40m x W70mm x D70mm
L1.80m x W90mm x D90mm
L2.40m x W90mm x D90mm



Round Post


60mm & 75mm
L1.80m x W60mm
L2.10m x W60mm
L2.40m x W60mm
L1.35m x W75mm
L1.65m x W75mm
L1.80m x W75mm
L2.10m x W75mm
L2.40m x W75mm



Gravel Board

L1.828m x W125mm x D22mm
L1.828m x W150mm x D22mm

Look for our FSC®-certified products.




Support Stakes

L600mm x W47mm x D47mm



Square Tree Stakes

L1.20m x W32mm x D32mm
L1.50m x W32mm x D32mm
L1.80m x W32mm x D32mm
L2.10m x W32mm x D32mm
L2.40m x W32mm x D32mm



Post Cap

L75mm x W75mm
L95mm x W95mm



Ball Finial

L90mm x W65mm x D65mm



Acorn Finial

L120mm x W65mm x D65mm

